


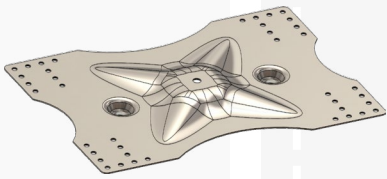

IMPORTANT INFORMATION

- Watertight tray thickness $\geq 0,63$ mm
- Distance between pass-through support brackets: 10-12 m max.
- Periodic inspection at least once every 12 months

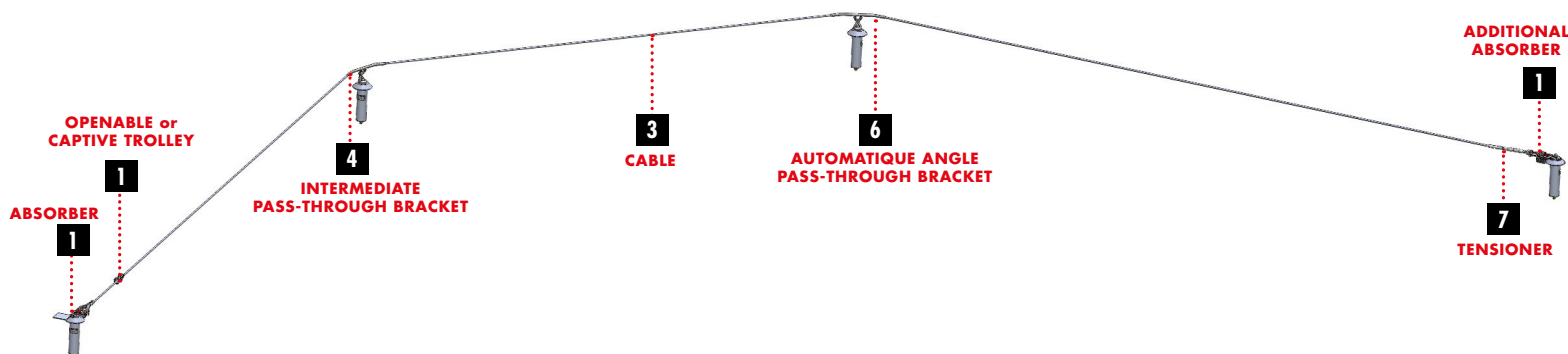


PRODUCT ADVANTAGES

- Quick and easy to install
- Approved for 4 users simultaneously
- The components of the Lifeline have no sharp edges that could damage lanyards or ropes.

	DIRECT FASTENING	FASTENING ON DIABOLO	FASTENING ON POST
BASE PLATE	 <p>BASE PLATE 2 TOGGLE BOLTS Divalto Réf : A0014091 Commercial Ref : PB2</p>		
EXTENSION	<p>✗</p> <p>IT IS NOT POSSIBLE TO FIX THE RAIL FASTENER DIRECTLY ONTO THE BASE PLATE</p>	<p>✗</p> <p>IT IS NOT POSSIBLE TO RAISE WITH THE DIABOLO</p>	 <p>TILTING POST Divalto Réf : A0014093 Commercial Ref : PB250</p>

COMPONENTS



1

MANUALLY CRIMPED ABSORBER / MACHINE-CRIMPED ABSORBER

Divalto Réf : A0014048 / A0014054
Commercial Ref : S03 / S08

It consists of a Secur-Vit termination with a tension indicator, a finishing piece, and an integrated starting plate. Lead is provided to seal the termination. It allows tensioning the lifeline up to 100 daN. A scale indicates the tension in the cable.

2

ADDITIONAL ABSORBER

Divalto Réf : A0014053
Commercial Ref : S07

The additional absorber allows positioning an absorber at both ends of the lifeline. A tension indicator is included to measure the tension. When combined with an S26 crimping clevis, this absorber enables the assembly of a CONEKT crimped lifeline.

3

CABLE

Divalto Réf : A0003832
Commercial Ref : S00

Flexible cable made of 7 strands of 19 wires in 316 stainless steel.

4

INTERMEDIATE PASS-THROUGH BRACKET

Divalto Réf : A0014067
Commercial Ref : A05

It is equipped with a hook to make it compatible with PB250 posts. An angle of 5° is allowed at the entry and exit of the intermediate brackets.

5

AUTOMATIQUE ANGLE PASS-THROUGH BRACKET

Divalto Réf : A0014048 / Divalto Réf : A0014069
Commercial Ref : A06 / Commercial Ref : A08

Whenever there is an angle on the lifeline, an absorber at each end is mandatory. Bendable bracket using the bending tool A0014070.

6

OPENABLE or CAPTIVE TROLLEY

Divalto Réf : A0014065 / Divalto Réf : A0014066
Commercial Ref : A01 / Commercial Ref : A02

Openable trolley: The trolley locks in the closed position using a carabiner provided with the trolley.

Captive trolley: It cannot be removed from the lifeline without disassembling the cable.

5

MANUAL-CRIMPED TENSIONER

Divalto Réf : A0014050
Commercial Ref : S04

It consists of a Secur-Vit termination, a finishing piece, and an integrated starting plate. A lead seal is provided with the tensioner to secure the termination and the tensioner.

6

MACHINE-CRIMPED TENSIONER

Divalto Réf : A0014056
Commercial Ref : S10

It is composed of a Ø 16 mm crimped termination. Five hexagonal crimps must be made to secure the cable.



ACCESS SIGN

Divalto Réf : A0015025
Commercial Ref : S20TRAD

The sign must be placed at the lifeline access point. It warns of a fall hazard and the requirement to wear a harness from this point onward.



LIFELINE DATA PLATE

Divalto Réf : A0015024
Commercial Ref : S21TRAD

It must be placed on the lifeline anchoring device. It serves as the lifeline's identification card.