

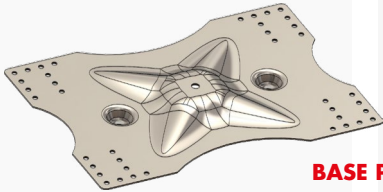




IMPORTANT INFORMATION

- Roof panel thickness $\geq 0,63$ mm
- Maximum distance between fastenings : 6 m
- Periodic inspection at least once every 12 months




PRODUCT ADVANTAGES

- Easy and quick to install
- Simultaneous use for up to 4 users
- Rigid lifeline in anodized aluminum
- Rails and lifeline components are free from sharp edges that might damage ropes
- No rule for spacing between fastening and splice

	DIRECT FASTENING	FASTENING ON DIABOLO	FASTENING ON POST
BASE PLATE	 <p>BASE PLATE 2 TOGGLE BOLTS Divalto Réf : A0014091 Commercial Ref : PB2</p>	<ul style="list-style-type: none"> • PB2 plate for wave widths: 500, 400, 333, 250, and 200 mm • Ensure the 4 sealing strips are properly adhered before installation • Fixation with 12 rivets 	
+ EXTENSION	<p>IT IS POSSIBLE TO FIX THE RAIL FASTENER DIRECTLY ONTO THE BASE PLATE</p> 	 <p>DIABOLO ADAPTER Divalto Réf : A0015587 Commercial Ref : AD</p>	 <p>TILTING POST Divalto Réf : A0014093 Commercial Ref : PB250</p>
FASTENING		<p>SHORT RAIL FASTENER Divalto Réf : A0014133 Commercial Ref : R25</p>	<ul style="list-style-type: none"> • Double fastenings at rail ends if span > 5 m. • Install fastenings before and after each angle.

RAIL LIFELINE COMPONENTS



1

OPENABLE END STOP

Divalto Réf : A0014131
Commercial Ref : R22

Stainless steel 304 end stop to prevent the trolley from sliding at the end of the lifeline. **This removable stop allows easy insertion and removal of the trolleys.**

2

FIXED END STOP

Divalto Réf : A0014129
Commercial Ref : R21

304-grade stainless steel end stop. **Prevents trolley movement at the end of the lifeline.**

3

3M OR 6M STANDARD RAIL

Divalto Réf : A0014119 (3m) - Divalto Réf : A0014121 (6m)
Commercial Ref : R03 (3m) - Commercial Ref : R06 (6m)

The closed I-profile ensures excellent bending and torsional rigidity. The underside of the main flange has a rounded shape that optimizes the rolling of wheels at a 40° angle. This design ensures smooth travel, avoiding any interference with fasteners. The rail is connected to splices, end stops, and corner pieces using two FHC screws in 316-grade stainless steel.

4

STANDARD RAIL SPLICER

Divalto Réf : A0014127
Commercial Ref : R20

Splice for joining two standard CONEKT rails.

5

ADJUSTABLE ANGLE from 100° to 150°

Divalto Réf : A0014126
Commercial Ref : R13

Adjustable corner with a 120° base angle. Once attached to a rail near a fastener, the angle **can be adjusted from 100° to 150°**. Only R50 and R52 trolleys are compatible with this type of corner.

5

90° ANGLE CORNER

Réf Divalto : A0014123
Commercial Ref : R10

90° angle rail designed to **connect 2 standard CONEKT rails**. Only R50 and R52 trolleys are compatible with this type of rail.

6

SIMPLE TROLLEY

Réf Divalto : A0014137
Commercial Ref : R50

Standard 304-grade stainless steel trolley for use on ground, wall, or ceiling systems. **Designed for short rail lengths and configurations with low usage frequency and/or proximity to the user (maximum 2 m).**

7

TROLLEY WITH WHEELS

Réf Divalto : A0014139
Commercial Ref : R52

304-grade stainless steel trolley for use on ground, wall, or ceiling systems. Its 12 D15 rollers provide **excellent glide** along the lifeline and make it **compatible with all types of self-retracting fall arresters** (up to 10 kg).



ACCESS SIGN

Réf Divalto : A0015025
Commercial Ref : S20TRAD

The sign must be placed at the lifeline access point. It warns of a fall hazard and the requirement to wear a harness from this point onward.



LIFELINE DATA PLATE

Réf Divalto : A0015024
Commercial Ref : S21TRAD

It must be placed on the lifeline anchoring device. It serves as the lifeline's identification card.

Breaking strength of plates : 22kN.

Breaking strength of absorbers, tensioners, pass-throughs brackets and trolley : 15kN.

Downloadable data sheet on www.echellecanada.ca

ECHELLE CANADA